

English Planner

Week Beginning 20.4.20


EYFS

Day 1 and 2

Reading

Log in to www.oxfordowls.co.uk. Read one of the books below and have a go at the 'Play Activity' that goes with them. I have included a book for 3 levels of difficulty. A Pink level, Red level and a higher Yellow level.

Please read the notes for parents as they tell you a little more about the book and help you to know what to typically expect as your child has a go at reading with you. See arrow below:



Pink Level Book:

Day 3

Drawing and Writing

Go outside in your garden.

Take a good look at what you see. Close your eyes. Can you smell anything? Grass, flowers? Anything else?

Draw or paint a picture of what you can see. You could use pens or a writing pencil, coloured pencils or paint.

Write a sentence about your picture. Say the words to your grown up. Count how many words there are in your sentence. Have a go at writing your sentence down. Anyone who is

Day 4

Reading and Handwriting

Find a book from Oxford Owl to read together. Just enjoy it. It could be that you choose one to read to your child. It could be that your child reads to you or any mix of taking it in turns. Read and enjoy in the main purpose of this.



Handwriting.

Warm-up those fingers: Go grab some of your play dough, plasticine or anything you can squeeze safely. Let's do some dough disco! Grown-ups. This step is important as it will help to strengthen small hands.

<https://www.youtube.com/watch?v=DrBsNhwxyzgc>

See 'EYFS Handwriting Day 4' activity.

(NB All children should try step 1 whilst Most children are able

	<p>Red Level Book: </p> <p>Yellow Level Book: </p> <p>NB: This book does not have Play Activities. Reading and talking about it throughout the day is enough.</p>	<p>feeling brave can use the word 'and' in their sentence.</p> <p><i>Here are a couple of example sentences grown-ups - NO PRESSURE! Allow the children to write the sounds they hear as you sound out the word together. Lots of praise and well dones.</i></p> <ul style="list-style-type: none"> - <i>The sun is hot.</i> - <i>The grass is green.</i> - <i>An ant on the path.</i> - <i>I see flowers and a tree.</i> 	<p>to complete step 2 too. No pressure! Just do what you can. It is okay to do it in small bursts too; anything that works for you and your child.)</p>
	<p style="text-align: center;"><u>Day 5</u> Talk and Play Day</p> <p>Find a board game to play. Read the rules together and talk about how you will play together. Why not get the children to go and invite different people at home to play too?</p>	<p style="text-align: center;">If you have any questions, please do ask. I am an email or Classlist conversation away.</p> <p style="text-align: center;">Miss Pittas</p>	

