WALT label animals and compare them.

In today's lesson and Friday's lesson we are going to have a look at different animals. We will name them and try to describe them using their features (eyes, legs, tail, wings).
We will say what we see is the same and different about these animals.
On Friday Paignton Zoo will be doing a tour around the zoo. They will be live on Face-book and will post the link on Friday morning. Please try to go to the online tour in the afternoon. These Science activities can be done today and on Friday afternoon.

Watch these clips:

1: https://www.youtube.com/watch?v=GfCRaUXlfiw

2: https://www.youtube.com/watch?v=pap2a3PSkbw

3: https://www.youtube.com/watch?v=PHYi4fqeEdw

WALT label animals and compare them.

Name the animal and write the body part labels

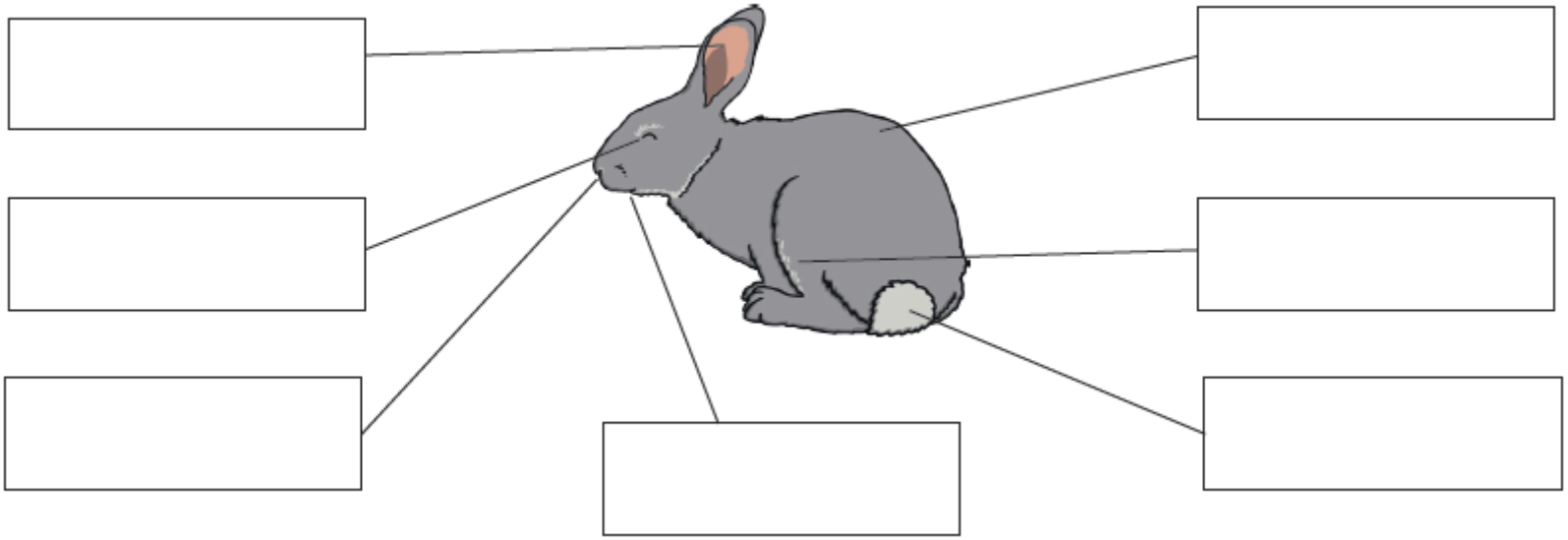

Name: This is a _____.

WALT label animals and compare them.

Name the animal and write the body part labels



Name: This is a _____.

WALT label animals and compare them.

What is the same and what is different about these animals? Write 2 things that are the same and 2 things that are different.

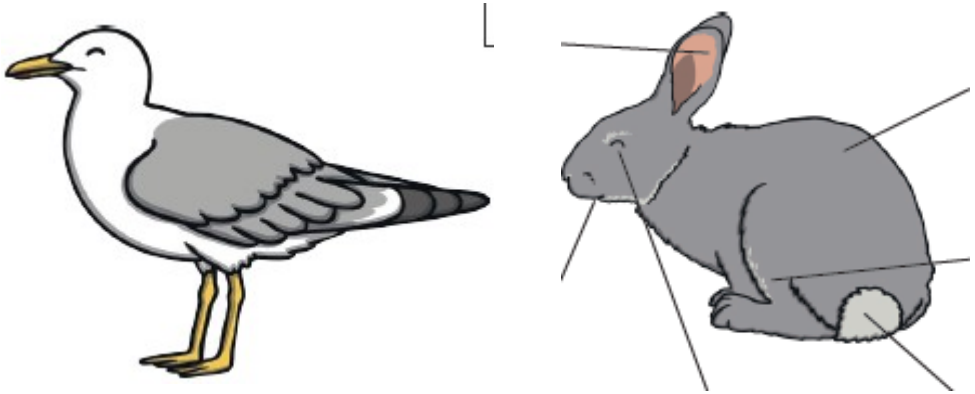

Same

1: _____

2: _____

Different

1: _____

2: _____